

ROLLY



ROLLY 7 1/2



ROLLY 7 1/2

E33



Available in both institutional colors.

Electric version.



ROLLY 7 1/2

M33 BC 10 Ah



Available in both institutional colors.

Battery charger 24V 5A,
battery case Li Fe PO4 24V 10 Ah
on standard equipment.



ROLLY 7 1/2

M33 BC 20 Ah




Available in both institutional colors.


Battery charger 24V 5A,
battery case Li Fe PO4 24V 20 Ah
on standard equipment.



Rear pivoting wheels:
max manoeuvrability and control.




Ergonomic handle (patented),
with integrated unlocking system,
for an easy cleaning under chairs,
tables...



EASY MEANS...

... YOU CAN GO AND WORK WHEREVER YOU WANT

Compact and reactive, Rolly perfectly works in every environment. Its dimensions, combined with the new handle with unlocking system, guarantee the best cleaning results, even in congested areas and in narrow spaces. The swivel wheels assure the max manoeuvrability.



... USER FRIENDLY

Intuitive control panel. Machine easy to set up... everything always under control. "Coloured" parts - yellow (or blue, depending on the model), levers, knobs, ...clearly indicate where the user can "put the hands" preparing the machine for work or while using it.



... EASY TO FILL AND DRAIN

Solution tank: easy to transport and fill (under sink, tap ...). Practical cover with percentage graduation for chemical dosage. Recovery tank: foldable and removable, thanks to its click-clack system it perfectly seals the recovery tank, so avoiding any water leaking effect either in transport or while working. The tank can be easily transported and drained like a bucket.



... EFFORTLESS MAINTENANCE

Immediate brush click on/off system (by button). Sliding brush deck. Squeegee blades simple to install/remove.



... ROLLY HOSTS IN A COMPLETE COMFORT THE LITHIUM BATTERIES: THE POWER IN A CASE

Nothing to extract, remove, prepare for the batteries location. They stay inside a practical case which can be promptly inserted in the back of the machine.



... EASY TO TRANSPORT, PARK, STORE

Rolly is really small and above all light (only 23 kg). When it is not in action it can be moved, parked or stored everywhere without any effort



... MANY ACCESSORIES, TO MATCH EVERY SPECIAL NEED

The standard equipment of all the Rolly variants is really rich. In addition there is a wide range of accessories (batteries, charger, brushes, ...) to wear Rolly in the best way in every situation



A UNIQUE MIX OF DISTINCTIVE SOLUTIONS MAKES ROLLY THE PERFECT COMPACT SCRUBBER DRYER

WHERE
NO ONE
ARRIVES

COMFORT IN NARROW SPACES

So tiny!

All the Rolly machines (above all Rolly 7 ½) are extremely compact, so ideal for narrow spaces, where no other scrubber dryer can go and work. A **special handle**, ergonomic, foldable for the best comfort ... but above all unlockable (patented). Just one click on the front lever and the handle frees itself. This allows Rolly to go and work under tables, chairs... wherever you need her!



BIG POWER
IN A SMALL
CASE

DURABILITY, RELIABILITY, RUNNING TIME, LIGHTNESS ... ALL IN A SIMPLE CASE!

Rolly is a really amazing scrubber dryer, hosting the last generation powerful batteries inside a case! Thanks to this it can work for a long time without any stress in any kind of environment.

DURABILITY: lithium batteries really last for more than 1000 life cycles. Un unbeatable long time investment! **RELIABILITY:** batteries not affected by plug in/out; the operator can recharge them whenever and how long he wants (even partially) w/o any risk of damage...more than 1h running time with the 10Ah batteries, the double with the 20Ah ones. **LIGHTNESS:** only 3,5 kg (10 Ah) and 5 kg (20 Ah) contained in a practical case, easy to be transported and installed by everybody.



ghibli & wirbel

PEERLESS PERFORMANCE

Brush head and squeegee system, combined together, perfectly optimize cleaning and drying performance, with amazing results, so making Rolly the ideal solution for small or crowded cleaning areas. **Top cleaning effects:** the cylindrical brush deck assure the best cleaning performance on every kind of floors, in the uneven ones or the ones with relevant (grout lines included), adjustable down pressure by knob... against every kind of dirt.



An unbelievable squeegee system! Alternate twin squeegee system: for sure one of the main innovations. How it works is incredibly simple: working frontward the front squeegee immediately closes and the rear one can work more efficiently, going backward exactly the opposite. The results are immediately and clearly visible: top drying results and optimized consumptions at the same time.

Retractable squeegee arms: both the arms go inside the brush head when hitting obstacles (coming out again when the obstacle has been passed); for the maximum reliability and agility when working.

Incredibly quiet: as soon as you push the silent mode function on the control panel Rolly becomes immediately more quiet (54 dbA).

Ideal for day cleaning and in all the environments (hospitals, rest homes,...) where silence is a "must".

SIMPLE AND FAST



A START AND GO MACHINE

Intuitive control panel: all the main working functions can be selected and managed directly by the control board, three buttons and three leds to have the situation always under control. **One Touch Button**, to activate all the Rolly's functions together by default. So Rolly is a start and go machine, immediately ready for use (no trainings required).

USER FRIENDLY





TECHNICAL DATA & ACCESSORIES

STANDARD ACCESSORIES



cod. 40.5000.00

Polypropylene cylindrical blue brush

Front / rear polyurethane blade



cod. 96.0084.00

Case batteries Li Fe P04 24V 10 Ah

Case batteries Li Fe P04 24V 20 Ah

24V 5A charger



cod. 18.0056.00



cod. 18.0058.00

OPTIONAL ACCESSORIES

Soft cylindrical polypropylene brush



cod. 40.5000.01

Hard cylindrical polypropylene brush




cod. 40.5000.02

Tynex cylindrical brush



cod. 40.5000.03

Front / rear rubber blade



cod. 96.0085.00

Microfiber cylindrical brush


cod. 40.5000.04

Battery charger Li Fe P04 24V 10 A



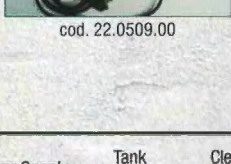
cod. 18.0064.00

Car charger 24-12V 5A



cod. 18.0065.00

Kit case power supply 230V



cod. 22.0509.00

It allows to use battery models M33 as cable ones

TECHNICAL DATA

Model	Ref.No	Power Supply	Tank capacity	Cleaning width	Squeegee width	Rated power	Productivity (theor./practical)	Running time	Contact pressure	Noise level	Weight (empty/with batteries)	Dimensions (l x w x h)
			l	mm	mm	W	m ² /h	h	g/cm ²	db(A)	kg	mm
ROLLY 7½ E33	10.1075.00	Cable 230V	7,5/8	330	420	400	1.390/835	-	35-71-160	58/54*	24	640x450x422
ROLLY 7½ M33 BC 10 Ah	10.1075.01	Cable 230V	7,5/8	330	420	400	1.390/835	-	35-71-160	58/54*	24	640x450x422
ROLLY 7½ M33 BC 10 Ah	13.0075.00	Battery 24V	7,5/8	330	420	270	1.390/835	1	35-71-160	58/54*	23/26,5	640x450x422
ROLLY 7½ M33 BC 10 Ah	13.0075.01	Battery 24V	7,5/8	330	420	270	1.390/835	1	35-71-160	58/54*	23/26,5	640x450x422
ROLLY 7½ M33 BC 20 Ah	17.0075.00	Battery 24V	7,5/8	330	420	270	1.390/835	2	35-71-160	58/54*	23/28	640x450x422
ROLLY 7½ M33 BC 20 Ah	17.0075.01	Battery 24V	7,5/8	330	420	270	1.390/835	2	35-71-160	58/54*	23/28	640x450x422
ROLLY 11 E33	10.1110.00	Cable 230V	11/12	330	420	400	1.390/835	-	35-71-160	58/54*	25	640x450x502
ROLLY 11 E33	10.1110.01	Cable 230V	11/12	330	420	400	1.390/835	-	35-71-160	58/54*	25	640x450x502
ROLLY 11 M33 BC 10 Ah	13.0110.00	Battery 24V	11/12	330	420	270	1.390/835	1	35-71-160	58/54*	24/27,5	640x450x502
ROLLY 11 M33 BC 10 Ah	13.0110.01	Battery 24V	11/12	330	420	270	1.390/835	1	35-71-160	58/54*	24/27,5	640x450x502
ROLLY 11 M33 BC 20 Ah	17.0110.00	Battery 24V	11/12	330	420	270	1.390/835	2	35-71-160	58/54*	24/29	640x450x502
ROLLY 11 M33 BC 20 Ah	17.0110.01	Battery 24V	11/12	330	420	270	1.390/835	2	35-71-160	58/54*	24/29	640x450x502

* Silent mode function

ROLLY 11



ROLLY 11

E33



Available in both
institutional colors.

Electric version.



ROLLY 11

M33 BC 10 Ah



Available in both
institutional colors.

Battery charger 24V 5A,
battery case **Li Fe P04 24V 10 Ah**
on standard equipment.



ROLLY 11

M33 BC 20 Ah




Available in both
institutional colors.

Battery charger 24V 5A,
battery case **Li Fe P04**
24V 20 Ah on standard
equipment.



Combined brush head/squeegee system: cyl-brush with
three down pressure levels (by knob), twin squeegee with
alternating suction system (patented).



ghibli & wirbel

100% MADE IN ITALY

Via Circonvallazione, 5 - 27020 Dorno PV - Italia

P. +39 0382 848811 - F.+39 0382 84668 - M. info@ghibliwirbel.com

www.ghibliwirbel.com

MEMBER OF RIELLO INDUSTRIES

ROLLY

